

## Book Sale!

We have too many books. 25% off sale all books from September 19-30. Help me get the books off the cutting table!



# Around the Block

## QUILT SHOP



If you work with fabric & color, you probably know what a tetrad is: 4 colors, evenly spaced around the color wheel.

When it comes to moons, it means 4 consecutive total eclipses in a series. The first was April 15, 2014, then October 8, 2014, then April 4, 2015, and the last, September 27, 2015. This will also be a blood moon, meaning, the moon will appear red-caused mainly by the sun reflecting off the atmosphere. Or another way to put it: The moon will just be rising when it goes into eclipse. That means it's big & red. That's my scientific explanation.

So all of this means-you gotta go out & watch the moon rise! Here is the schedule (within a minute or so):

Event	Time in Cheyenne*	Visible in Cheyenne
Penumbral Eclipse begins	Sep 27 at 6:11 PM	No, below horizon
Partial Eclipse begins	Sep 27 at 7:07 PM	Yes
Full Eclipse begins	Sep 27 at 8:11 PM	Yes
Maximum Eclipse	Sep 27 at 8:47 PM	Yes
Full Eclipse ends	Sep 27 at 9:23 PM	Yes
Partial Eclipse ends	Sep 27 at 10:27 PM	Yes
Penumbral Eclipse ends	Sep 27 at 11:22 PM	Yes

\* The Moon is below the horizon in Cheyenne some of the time, so that part of the eclipse

is not visible.

Total duration of the eclipse is 5 hours, 11 minutes.

Total duration of the partial phases is 2 hours, 8 minutes.

Duration of the full eclipse is 1 hour, 12 minutes.

## **Special Sale in Celebration of the Lunar Eclipse!**

### **September 27 (Sunday)**



#### **Toad Toters**

**Buy the equivalent of 2 yards of fabric and you'll get a precut "Blood Moon" wall hanging kit.**

#### **Non Toad Toters**

**"Blood Moon" kits will be available 20% off.**

### **September 18, 2015**

I feel like it's my job to fix the language barriers at fast food drive up windows. & it has nothing to do with technology.

HER: "Order whn yr rdy."

ME: "I'd like a bacon egg & cheese biscuit & a large diet coke." Okay-that's how I ingest caffeine in the morning.

HER: "That's a bachbis & lrg dcoke?"

ME: "Yes." I mean, what else are you going to say? At least it's written on the screen. I checked.

HER: "Thatllbe4?do\$2cts."

ME: "Okay."

When I get to the next window, an older person is taking the money.

"You don't take the orders, do you?"

He smiles, & says plainly, "No."

"It would be nice if you could get the young girl to slow down a little bit. Can't understand a word she says."

He just smiled, handed me back my card, & shook his head.

I've complained about this before. But it just isn't the 16 year old fast food workers who mumble and can't enunciate. And my hearing is just fine these days, thank you. It goes deeper than that. I listened to a continuing legal education class a month or so ago and the young thing used "like" a lot, like really a lot, I mean, really it was perhaps her

favorite word, and she mentioned at one point that there was "like tons of research out there." Now I'd expect such language from the fast food 16 year old who doesn't have much life experience yet nor a vocabulary that's not particularly evolved. But not a senior law school student. She's had at least 6 years of higher education to help her out of her Valley Girl speak, I mean seriously, like...

But I will admit to becoming addicted to the closed captioning on the television. I've watched movies I've seen many times before, & I had no idea that's what they were saying. Sometimes the closed captioning picks up stray conversations, not really meant to be heard. Of course, the translations aren't always quite right, but it's pretty good these days.


And I'm also discovering the real lyrics to some of the songs I like. We all know about the famous, "There's a bathroom on the right," verse on the tune "There's a Bad Moon on the Rise." But I even watched a Monkees episode the other day and learned the correct words on a song I liked. Back in those days (60s) it was hard to dig out all the words just by listening over & over again to the song. Kinda like Whoopi Goldberg in Jumpin' Jack Flash when she's trying to decipher the Rolling Stones song and she cries, "Mick, Mick! Speak English!" She tells him to do a few other things, too, but this is a G rated blog.

Actually, maybe that's what I'll try. We can all do it. Next time you're in a drive through and you can't understand that young thing on the other end of the speaker, cry out loud & clear, "Mick. Mick! Speak English." See what happens. It could be hilarious.


The above message was brought to you by a former journalism/English teacher who often is seen wearing a t-shirt that says: I am the grammarian about whom your mother warned you.

## **LITTLE HOUSE ON THE PRAIRIE FABRIC IS COMING!**


Flowers Collection:




7948: Y, B, R



7947: B, N, K




7950: E, Y, C




7952: K, T, B




7951: G, B, R



7949: N, E, K



7949: Y, P, T



7949: B, G

Walnut Grove Collection:




7954: N, TK, RN




7953: T, R, N




7955: N, R, T



7956: N, R, TL



7958: TL, NL, RL




7957: NR, TK, RO

Icons:



7923: G, L



7925: L, R



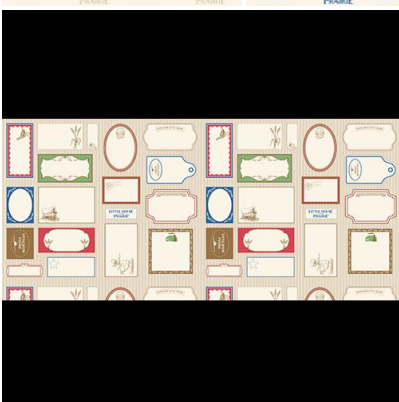
7924: L, B



7926: Y, L



7982: L, B, R



7983: N

# LITTLE HOUSE ON THE PRAIRIE QUILTS!

We will be highlighting 5 quilts (see 4 of them below) to go with the Little House collection. In the store, you will see a Log Cabin quilt (sample is done with on of the first



Thimbleberries collection); a Bear's Paw quilt (done with Smithsonian fabrics); a Flying Geese quilt (done with Downton Abbey fabrics) and a Churn Dash--fabric line yet to be decided. We will have these quilts hung to show the patterns, and later, once the fabric arrives, we will have quilts made with the fabrics.

Fabric will be \$11.80 per yard. Fat quarter bundles of the Flowers: \$69. Walnut Grove: \$54. Icons: \$36. Bundle of all fats: \$159.


If you are interested in getting any of the fabrics, we will take pre paid orders. Fat quarter bundles will do at least two quilts. Additional fabrics will needed for borders and backgrounds.

Log Cabin Quit 90" X 90": 4-5 yards each of light & dark fabrics. Center: 1/4 yd. Borders: Inner: 1 yard. Outer (to go with the 9 patches) 1 3/8-2yards (if using a stripe).

Translate to LHOP fabrics: 1 fat quarter bundle of flowers for darks. 4-5 yards of lights (choose Walnut Grove lights & some lights from the Icons). Center: 1/4 yard of a red or a yellow (from Flowers collection). Inner Border: Your choice, 1 yard (pink from Flowers collection). Outer border (to border out the 9-patches) 1 3/8 yard. Picture shows a stripe from Walnut Grove.



Bears Paw Quilt 81" X & sashing) 3 1/8 yards print). Blue for blocks yards. Inner border 1 1/2 yards. Yellow for yard. Outside border yards (fabric shown from




93": Background (for blocks (Walnut Grove light (Flowers collection): 2 1/8 (stripe from Walnut Grove): centers (from Flowers): 1/8 (LOG, length of grain) 2 1/2 Flowers).

Churn Dash 77" x 77": White background: 5/8 yard. Yellow background for blocks: 2 1/4 yard. Blue border: 2 1/4 yard (LOG). Inner borders: 1 3/8 yard. 3/8 yard cuts of 6 of the small flowers and 9 fats of the darker flowers.



Translate to LHOP fabrics: Background 5/8 (from Walnut Grove). Yellow background 2 1/4 yards (from Flowers, 7950Y). Churn Dash fabrics: collection of fats from both collection.

Flying Geese 58" X 72": Background: 1 1/8 yard.  
Stripe for inner sashings: 1 1/4" or 2 yards LOG. Border 1 3/4 (LOG). Inner border: 7/8 y ard. 25 fats for the geese.




\*\*\*\*\*

## WHAT'S NEW!!


From Timeless Treasures: Judy Niemeyer: Winter, Reclaiming the West series.  
Be warned: This came in on Wednesday. We have sold quite a bit of the blues. This won't stay in the store long.








From Andover: Mr. Chillingsworth Spooky Ride & Bicycle Race:



From Timeless: another Wicked fabric (more should be coming):



From Moda:



From Alexander Henry




In the Beginning Flannels:



Hoffman Batiks (not all , but a good majority):





## September Classes & Special Events

**Beginning Quilting Sun. 1-4, Sept 13, 20, 27; Oct 11, 18, 25; Nov. 8, 15**

**OR**

**Wednesdays: 6-9 Sept 16, 23, 30; Oct 7, 14, 21, 28; Nov. 4**

**\$65 Barb Boyer**

This comprehensive 8-week course will introduce to you almost everything you need to know about piecing a quilt top. Along the way you will learn about color, batting, thread, machines and various techniques to give you the skills to make almost any quilt.

**Arcadia Avenue Thurs. Sept. 17; Oct. 1, 15; Nov. 5 & 19; Dec. 3 & 17 Sue Frerich \$25**

This beautiful color wheel looking quilt uses 12-14 different colors of the rainbow, in 12 different paper pieced blocks. Even novice quilters can learn to paper piece with ease. The blocks look challenging, but with guidance from Sue you will make a stunning quilt in no time. We also have fabrics for you to choose from if you want to make a rainbow quilt.



### **Halloween I Spy**

**Sat. Sept. 19 10:30-5 Barb Boyer \$20**

Hexagon quilts are all the rage, and this I-Spy quilt uses hexies and triangles to make this quilt-no inset seams, no hand piecing. Just straight sewing. The quilt is done with all sorts of Halloween images, but you can make it Christmas themed or just use interesting images of animals, boats, cars, etc.

**Back Basting Applique Wed. Sept. 23 1-4 Sandra Freeburg \$25**

Back basting is a template free method of needle turn applique. No slippery freezer paper or chalked lines on top that never seem to get turned under quite right. This method is especially great for traveling, because your pieces will be basted onto your background -- no need for pins to get in the way. This class is great for beginners and all levels of appliquers. Don't let hand applique frustrate you. It's really easy and relaxing!

**Let's Finish Downton Abbey!**

**Thurs Sept 24; Oct 14; Nov 19 Barb Boyer \$20**

We started this quilt last spring, but life got in the way for all of us. Now all the blocks are done (meaning the patterns are all written) and all we have to do is finish the blocks and finish the quilt. If you didn't start last spring, you can still come to class and, if you are diligent, you will have your Downton Abbey Quilt ready for cuddling under for the final season starting in January.

**Bertie's Year** last Friday of the month, 1-4

Bertie's Year is a small wall hanging, (or you can make each block into a mini quilt for display each month). Bertie is done in flannels and wool (kit only includes flannel). Bertie (the bird) and friends (squirrel, pumpkins) are appliqued with crazy quilt embroidery embellishments.

**Friday Nighters Fri. Sept 26 5:30-? \$10**

**Barb Boyer**

This class will help you get organized for Christmas 2014 -- or just help you get things done. You give me a list of your "to dos" or unfinished projects you want to finish and then each month I check off what you've completed. Trust me. If you need incentive to stay on track, this is it. You can bring your sewing machine or do hand work.

**Ombre' Lonestar Sat Sept 26, 10:30-5 \$20 Sue Frerich**



This quilt uses ombre fabrics and half square triangles to make a stunning Lone Star Quilt. No set in seams! You can use any fabrics, but we have the ombres in the store.

**September 2015**

Sunday	Monday	Tuesda y	Wednesday	Thursday	Friday	Saturday
		1	2	3	4 Open Sew 1-4	<b>5 BOM 10:30-11:30</b>  <b>Chit Chat Quilt 1:30-3:30</b>  <b>Monthly Minis 4-6</b>

6 CLOSED	7 <b>Labor Day Special: BQ4: Working with Panels 10:30-5</b>	8	9	10 <b>Knit Pickers' Club 6-8:30</b>	11	12 <b>Embroidery Club 10-noon</b>  <b>License Plate Tote 1-6</b>
13 <b>Beginning Quilt 1-4</b>	14	15	16 <b>Beginning Quilt 6-8:30</b>	17  <b>Arcadia Avenue 6-8:30</b>	18  <b>Open Sew1-4</b>	19 <b>Halloween I-Spy 10:30-5</b>
20 <b>Beginning Quilt 1-4</b>	21	22	23 <b>Back Basting 1-4</b>  <b>Beginning Quilt 6-8:30</b>	24 <b>Let's Finish Downtown Abbey 1-4</b>	25 <b>Bertie's Year 1-4</b>  <b>Friday Nighters 5:30 -?</b>	26 <b>Lone Star 10:30-5</b>
27 <b>Beginning Quilt 1-4</b>  Full Moon	28	29	30 <b>Beginning Quilt 6-8:30</b>			

### HAND APPLIQUE CLUB

This is a get-together & stitch class. Many of us are trying hand applique these days-- patterns are calling for a lot more applique. The club is designed for quilters who already

do some hand applique, but beginners are welcome as well. We will share techniques, suggest patterns, talk about threads and, in general, just stitch. A little quiet time away from the distractions of home is what we need to get our projects done.

\*\*\*\*\*

**HAND EMBROIDERY CLUB**

If you want to learn to hand embroider or just brush up your technique, join us on the second Saturday of the month from 10 to noon. We provide free vintage patterns, and this year we will have free patterns of girls with hats, that you can embroider, embellish and color. Each month Kathy Sconce shows us a new stitch to try, plus, she guides us through thread choices, how to knot, fabrics to use, and tracing techniques.

\*\*\*\*\*

**Knit Pickin' Club**

This is another get-together class to sit & knit, work on our projects, share information and get some help. We will share techniques, suggest patterns, but mainly we'll sit & knit (or pick).

**Toad Toters**

On full moon days (as noted in the calendar) you will get 20% off all purchases (not otherwise discounted) that you can fit in your bag. You must bring your bag to participate. Full Moon Days: September 27; October 27; November 25; December 25 (I'll figure something out. I'm not coming in on Christmas).

**Discount Policy**

We will honor only one discount -- whichever is largest. You can't combine a 10% with a 25% discount to get a 35% discount. On this we can't be bribed.

**Color of the Month**

September orange/yellow; October green; November flannels; December red.

\*\*\*\*\*

Join the fun and come feel the difference of quality fabrics.

Happy quilting!